



**DELIVER YOUR INVESTMENT
QUICKLY AND SAFELY**



Model 2755XL

Model 3755XL

Model 4955DXL

Model 3955XL



SEED TENDERS

**INNOVATING
THE FUTURE OF
AGRICULTURE**

**55-SERIES MODELS
UMEQUIP.COM**



UNVERFERTH BULK SEED HANDLING

3-WAY VERSATILITY!

The **Seed Runner® bulk tank tender** not only allows delivery of seed directly to the planter or drill, but its patented design also allows it to rotate 180° to fill itself. You can also position the conveyor parallel to the tender for transferring seed from one container to another. That's 3-way versatility – loading, unloading and transferring – for three times the value!



Low-profile design for easier self-filling



Direct to planter or drill

INNOVATION ... REFINED!

The original patented self-filling dual-compartment Unverferth® Seed Runner bulk tank tender set new standards for functional design innovation when first introduced in 2006. Unverferth design innovation continues with the 55-Series Seed Runner tenders for the gentlest seed handling yet, including corn, soybeans, cotton, peanuts and wheat. And they're available in capacities from 500 to 275 seed units to match your operational needs.



Gentle conveyor belt design for easier, smoother filling

SEED RUNNER CONVEYER

- Patented 5-ply rubber belt design with cupped rows of offset cleats for gently carrying seed at up to 40% higher capacity
- Conveyor lengths of 24' on DXL models, 21' on XL models and 18' on other models
- Two standard downspouts included – 4' flexible for central-fill planters and drills, 2-stage telescopic for 37' reach on DXL models, 34' reach with XL models and 30' reach on others
- Rounded discharge chute with rubber lining for gentle seed handling
- Smooth-start conveyor engagement brings the belt up to maximum speed quickly yet gently for increased belt life, and the electronic flow control allows you to control the conveyor speed independently of the engine
- Brushes and patented side seals on conveyor inlet minimize damage by preventing seed from backfeeding
- Models with 10" conveyor quickly unload up to 45 bushels per minute, models with 8" conveyor quickly unload up to 35 bushels per minute and models with 6" conveyor unload up to 16 bushels per minute
- Up to 90" of hydraulically operated vertical height adjustment for optimum loading/unloading positioning, depending on model
- Adjustable conveyor spring-lift assist for effortless positioning into self-filling position



Cupped rows of offset cleats



2-stage telescoping downspout

- Top-mounted 6-cubic-inch hydraulic motor pulls the factory-aligned belt forward, keeping it tight for the most efficient and gentle seed movement
- Conveyors powered by a commercial-duty gas engine with electric start and controls conveniently located on operating side of the unit
- Master disconnect switch preserves battery life in storage




Standard wired remote control

- Wired remote for easy conveyor on/off, and raise/lower features a magnetic mount for easy storing on your Seed Runner tender

- Conveyor can be stored facing either the front or the rear of the tender
- Hopper features over-center locking for easier positioning and canvas cover for keeping intake free of debris
- Conveyor access panel with tool-free removal for easily checking belt tension
- Hinged, under-hopper cleanout door for complete cleanout between varieties



Adjustable rounded discharge hood



Access panel with tool-free removal



Canvas hopper cover



SEED RUNNER TANK



Large door openings




Windows and lights for determining fill level



Spacious control console

- 500-seed-unit capacity with model 4955DXL; 400 with models 3955DXL and 3955XL; 375 with models 3755XL and 3755; 275 with models 2755XL and 2755
- Large tank opening for easier self-filling of seed
- Dual compartments for delivering multiple varieties
- Graphite-coated interior for fast, complete cleanout
- Each compartment features dual viewing windows with upper LED indicator light for easily determining fill level
- Dual easy-opening 10" wide x 8" tall unloading doors for faster unloading with baffles to regulate seed flow
- Control panel with choke, ignition and throttle controls mounted on conveyor side permits convenient engine operation
- Trademarked ivory and tan speckle protective finishes with a powder-coated undercarriage and a two-part enamel topcoat on the tank with silicone-sealed seams for long life



Electric start engine



Durable 18-ounce rollover tarp



Turntable features 3/4" increments

- Standard snug-fitting 18-ounce rollover tarp to protect load contents; stays tightly locked, even at highway speed
- Conveyor turntable features stainless steel roller plates for long life and durability with catches in 3/4" increments for positioning the spout every 10"

SEED RUNNER UNDERCARRIAGE



Oil-bath hubs on 4955DXL, 3955DXL and 3955XL



Rubber-cushioned suspension on 4955DXL, 4955XL and 3955XL


- Undercarriage features rugged steel construction, all-wheel electric brakes, highway-rated tires, LED lighting, reflective striping and transport chains
- Model 4955DXL features 16,000-pound tandem axles with duals, oil-bath hubs and a patented rubber-cushioned suspension with shock absorbers
- Models 3955DXL and 3955XL feature 12,000-pound capacity tandem axles with single tires, oil-bath hubs and patented rubber-cushioned suspension and shock absorbers
- Models 3755XL and 3755 offer triple 7,000-pound capacity axles with rubber-torsion suspension
- Models 2755XL and 2755 offer dual 7,000-pound capacity axles with rubber-torsion suspension for a smoother ride
- Standard 2 5/16" ball hitch; optional 3" pintle for bumper-style hitch
- Gooseneck hitch, standard on 4955DXL and optional on others, provides for greater hauling ease; features heavy-duty drop-leg jack for parking and adjustable hitch height for optimum load leveling. A fifth-wheel conversion for pulling with semi tractor and rubber-cushioned hitch receiver are also available
- All models can be mounted to your own truck or undercarriage



MODEL 3755XL



SEED RUNNER ACCESSORIES



LED worklight package



20" gas-strut lift-assist ladder




Aluminum wheels

- LED worklight package with two tank-mounted and one-spout mounted lights for convenient nighttime use
- 20" wide ladder design with gas-strut lift-assist lowers and angles outward for easier viewing of load contents
- Three-stage downspout reaches up to 47' on DXL models, 44' on XL models and 40' on all others
- Electric rollover tarp
- Hydraulically operated jack for bumper and gooseneck undercarriages for effortless raising and lowering

- Aluminum wheels for a distinctive look on models 3755 and 2755
- Larger 285/70 x 19.5 tires for models 3955DXL and 3955XL
- Tongue-mounted spare tire
- Electric-operated tank shaker kit to help free sticky seed from sides and reduce varietal contamination between loads

SCALES

- Optional 2520 scale package can be factory- or field-installed and provides weight information plus automatic conveyor shut-off for delivering precise quantities of seed
- Features built-in calculator for determining weight per box needed
- Tracks field information and even individual compartment unloading
- Scale monitor is enclosed in a weather-tight box for verifying the quantity of seed delivered or for using as a weigh cart at harvest
- Optional remote scale display features a 4" x 18" LED screen that can be mounted on the side of the tender for easy viewing



Optional 2520 scale

- Scale platform is also available for installing scales when using the Seed Runner tender on your own truck or undercarriage

SEED RUNNER ACCESSORIES

T&G APPLICATOR FOR IDEAL LUBRICATION

- Patented design for constant application of talc, graphite or a mixture of both for ideal lubrication and more consistent seed placement
- Automatically turns on and off in conjunction with conveyor
- 50-pound capacity and a lower cleanout port
- Weather-tight hopper lid keeps contents dry; gas-strut lift assist for easy opening and filling
- Auger system and internal agitation provide even flow and virtually eliminate the possibility of material bridging
- Features adjustable metering control from approximately 0.5 pounds to 9.0 pounds per minute for delivering correct amount
- Optional kit to allow easy application of synthetic fluency agents



T&G applicator with compact design



Smooth talc and graphite flow

WIRELESS REMOTE FOR EASY ONE-PERSON OPERATION

With the Unverferth Seed Runner tender's optional handheld wireless remote control, you can increase your filling speed and efficiently control operations up to 100' away.

- Heavy-duty weather- and impact-resistant plastic can withstand the harshest conditions
- Large labeled switches for easy reading and operation, even with work gloves
- Magnetic attachment provides added storage convenience
- Top-mounted emergency stop button for quickly shutting unit off
- Manual override switch controls for easy operation in the event the remote is unavailable



7-function handheld wireless remote



Manual override switch controls

Your choice of three wireless remote control packages

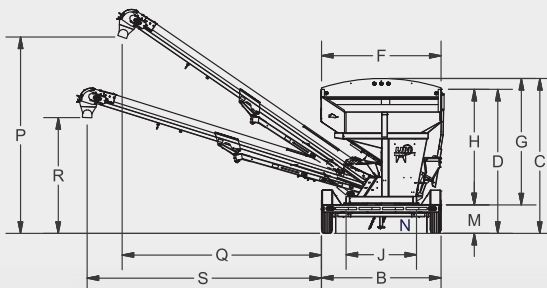
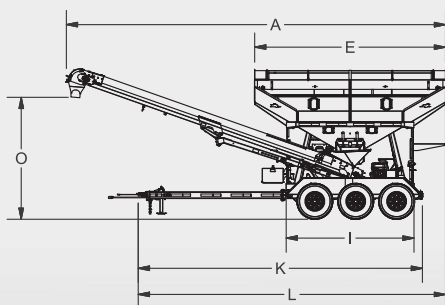
- **3-function** – Conveyor on/off; conveyor raise/lower; open/close doors. Doors feature shut-off valve to ensure correct compartment is unloaded; standard on 4955DXL
- **6-function** – Adds conveyor swing, engine start/stop engine throttle control and an LCD scale display
- **7-function** – Adds conveyor rotation into self-filling and loading positions; is available for models with 8" and 10" conveyors, and also includes LCD scale display



Hydraulic door-opening controls

SEED RUNNER SPECIFICATIONS

	Description	4955DXL	3955DXL	3955XL	3755XL	3755	2755XL	2755
A	Overall Length							
	Bumper Hitch	-	31'	27'10"	27'10"	24'8"	26'11"	23'8"
	Gooseneck Hitch	32'	31'	27'10"	27'10"	25'9"	26'11"	24'8"
B	Overall Width Transport	8'6"	8'6"	8'6"	8'6"	8'6"	8'6"	8'6"
C	Overall Height Transport	11'11"	11'3"	10'8"	10'8"	10'8"	10'3"	10'3"
D	Overall Load Height	11'	10'6"	10'	10'	10'	9'6"	9'6"
E	Box Length	16'8"	14'	14'	14'	14'	12'	12'
F	Box Width	8'6"	8'6"	8'6"	8'6"	8'6"	8'	8'
G	Box Height	9'6"	9'1"	8'11"	8'11"	8'11"	8'5"	8'5"
H	Box Load Height	8'8"	8'4"	8'2"	8'2"	8'2"	7'8"	7'8"
I	Box Base Length	11'	9'5"	9'5"	9'5"	9'5"	9'5"	9'5"
J	Box Base Width	4'8"	5'	5'	5'	5'	5'	5'
K	Undercarriage Length	27'5"	22'3"	20'9"	20'9"	20'9"	20'9"	20'9"
L	Overall Length to the Hitch	28'8"	24'3"	22'6"	22'6"	22'6"	22'6"	22'6"
M	Undercarriage Deck Height	2'4"	2'3"	1'10"	1'10"	1'10"	1'10"	1'10"
N	Undercarriage Under Frame Clearance	1'1"	1'	1'2"	1'2"	1'2"	1'2"	1'2"
O	Conveyor Height in Transport Position	8'2"	8'9"	7'10"	7'10"	7'6"	7'10"	7'6"
P	Conveyor Max Unload Height	15'11"	15'7"	13'6"	13'6"	12'	13'6"	12'
Q	Conveyor Reach at Maximum Unload Height	15'11"	16'10"	14'2"	14'2"	11'2"	14'2"	11'2"
R	Conveyor Minimum Unload Height	8'6"	8'8"	7'10"	7'10"	7'	7'10"	7'
S	Conveyor Reach at Minimum Unload Height	19'3"	19'8"	16'6"	16'6"	13'5"	16'6"	13'5"
Approximate Empty Weight		11,000 lbs.	7,300 lbs.	7,150 lbs.	6,820 lbs.	6,750 lbs.	6,040 lbs.	6,000 lbs.
Loaded Tongue Weight		6,700 lbs.	1,000 lbs.	1,000 lbs.	1,000 lbs.	1,000 lbs.	1,000 lbs.	1,000 lbs.
Lighting Connector		7-Pin Flat	7-Pin Flat	7-Pin Flat	7-Pin Flat	7-Pin Flat	7-Pin Flat	7-Pin Flat
Overall Height - Less Undercarriage		10'2"	9'1"	9'1"	8'11"	8'11"	8'5"	8'5"



Due to continuing improvements in the design and manufacture of Unverferth products, all specifications contained herein are subject to change without notice. For relevant patent marking, please visit unverferth.com/patents.

FOR COMPLETE DETAILS ON THE SEED RUNNER BULK TANK SEED TENDERS → visit UMequip.com or see your nearest dealer today.

UMSR325170005M7



Unverferth
Manufacturing Company, Inc.

UNVERFERTH MFG. CO., INC.
P.O. BOX 357, KALIDA, OH 45853, USA • UNVERFERTH.COM • 419.532.3121

© 2023 Unverferth Manufacturing Co., Inc.
®™ Trademarks, registered or applied for, of Unverferth Manufacturing Co., Inc., Kalida, OH
Additional facilities in California, Georgia, Iowa, Nebraska, North Dakota, Washington, Texas and Ontario and Saskatchewan, Canada