



Ripper-Bedder Tillage Tool



**One-pass compaction fighting
and seedbed preparation for bedded crops**

*** Innovative design • Quality manufacturing**



One-pass compaction fighting and seedbed preparation for bedded crops

Fight compaction and create an ideal seedbed for peanuts, cotton and other bedded crops; save time and fuel by doing both in one pass. Now that's how to get a new growing season off to a great start!

- Heavy-duty, double frame, welded construction and 6" x 6" rear bar
- Steep-sloped, heat-treated deep-till shanks that loosen compaction to a depth of 18 inches and allow plant roots access to soil moisture and nutrients beneath the hardpan
- Model 410 features economical, shear-bolt shank protection with 7,500 lbs. of shear pressure
- Model 430 features auto-reset shanks with pivoting shank mounts that trip upward and rearward for avoiding in-field obstacles and quickly reset without the need for shear-bolt replacement; trip-pressure of 6,000 lbs. for consistent working depth
- Bedding disk gangs are fitted with 18" outer- and 20" inner-concave disk blades that till, raise and shape the seedbed for optimum seed germination and vigorous, early plant growth
- Gang positioning can be staggered for shaping rounded beds that capture and retain more moisture, or opposed for a taller, peaked bed

- Disk blades are 4-position angle adjustable from 7° to 24°
- Bedder arms can be mounted offset or in-line (back to back) for a cleaner furrow
- Bedder arms feature a parallel-link design and are tool-free adjustable to one of three settings:
 - **Floating** – arms float up and down for following ground contour; works best in rolling contours and previously tilled soils
 - **Semi-rigid** – arms have an adjustable stop to limit upward travel. This works well when extra downpressure is needed but arms may still float freely downward to follow uneven soils
 - **Rigid** – arms have no up or down movement; works best in untilled conditions and standing beds from previous crop where soil penetration is important in level conditions
- Optional 20.5 x 8-10 gauge-wheel package with tool-free adjustability provides flotation in tilled soils when bedding disk is in floating mode
- Optional six-bolt front coulters feature 1,500 lbs. penetration. Can be fitted with optional 20-inch, 13-wave blades for exceptional cutting.
- Optional blade-scraper kit bolts onto bedding disk arms
- Durable powder-coat finish of tractor red or green
- Optional transport lighting kit for enhanced safety



Replaceable raised-center, hard-surfaced subsoiler points for breaking hardpan with minimal soil disturbance are standard.




Shark fin points for even less surface disruption are also available. Optional angle-adjustable shatter wings provide additional subsoil fracturing.



Bedder arms with parallel-link design




Optional shear-bolt protected row markers with notched blades leave a highly visible mark. An optional gauge wheel package for row markers on 6- and 8-row models ensures constant depth in soft soil conditions.




1 1/4"-wide triangular-shaped wearbars extend shank life and minimize pulling resistance. Optional side-mounted shank protectors enhance shank life and performance.

Additional Ripper-Bedder Options



Optional bedding disk gauge-wheel package



Optional blade scraper kit

Ripper-Bedder Specifications*

MODEL SIZE**	APPROX. REQ. HP	ROW SPACING	APPROXIMATE WEIGHT				TRANSPORT	
			AUTO-RESET MODEL 430		SHEAR-BOLT MODEL 410		WIDTH	HEIGHT
			With couler	Without couler	With couler	Without couler		
4-row rigid	80-160	36"	4,000 lbs.	3,600 lbs.	3,400 lbs.	3,000 lbs.	15'6"	N/A
		38"	4,000 lbs.	3,600 lbs.	3,400 lbs.	3,000 lbs.	15'6"	N/A
6-row rigid	120-240	36"	5,950 lbs.	5,350 lbs.	5,230 lbs.	4,630 lbs.	21'	N/A
		38"	5,950 lbs.	5,350 lbs.	5,230 lbs.	4,630 lbs.	21'	N/A
8-row folding**	160-320	36"	8,970 lbs.	8,160 lbs.	8,000 lbs.	7,200 lbs.	16'6"	11'6"
		38"	8,970 lbs.	8,160 lbs.	8,000 lbs.	7,200 lbs.	16'6"	11'6"
		40"	8,970 lbs.	8,160 lbs.	8,000 lbs.	7,200 lbs.	16'6"	11'6"

*Note: specifications are less markers and bedding gang gauge wheels

**Rigid models feature new, 7.60 x 15, 8-ply tires on stabilizer wheels. Folding models are equipped with 9.5L x 15, 8-ply tires

Due to continuing improvements in the design and manufacture of Unverferth products, all specifications contained herein are subject to change without notice

See your nearest Unverferth dealer today for complete details about the Unverferth Ripper-Bedder, check our Web site at www.unverferth.com or call 1-800-322-6301.



©2006 Unverferth Manufacturing Co., Inc.
Printed in U.S.A.

®.™ Trademarks, registered or applied for, of Unverferth Manufacturing Co., Inc., Kalida, OH
Additional facilities in California, Georgia, Iowa, Nebraska, North Dakota, Oregon and Canada



P.O. Box 357 • Kalida, Ohio 45853
(419) 532-3121 • FAX (419) 532-2468

unverferth.com

1-800-322-6301



Please remind all family members to use caution and follow recommended safety practices when around all farm equipment. Unverferth Mfg. Co., Inc. supports the efforts of Farm Safety 4 Just Kids.

URB600101M05